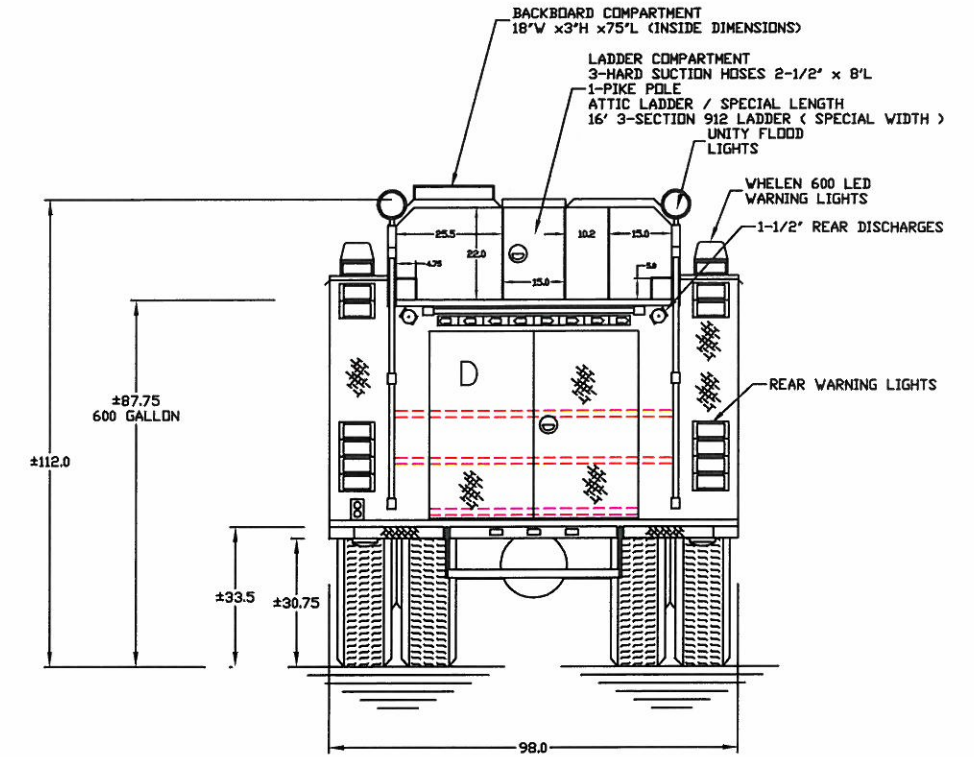
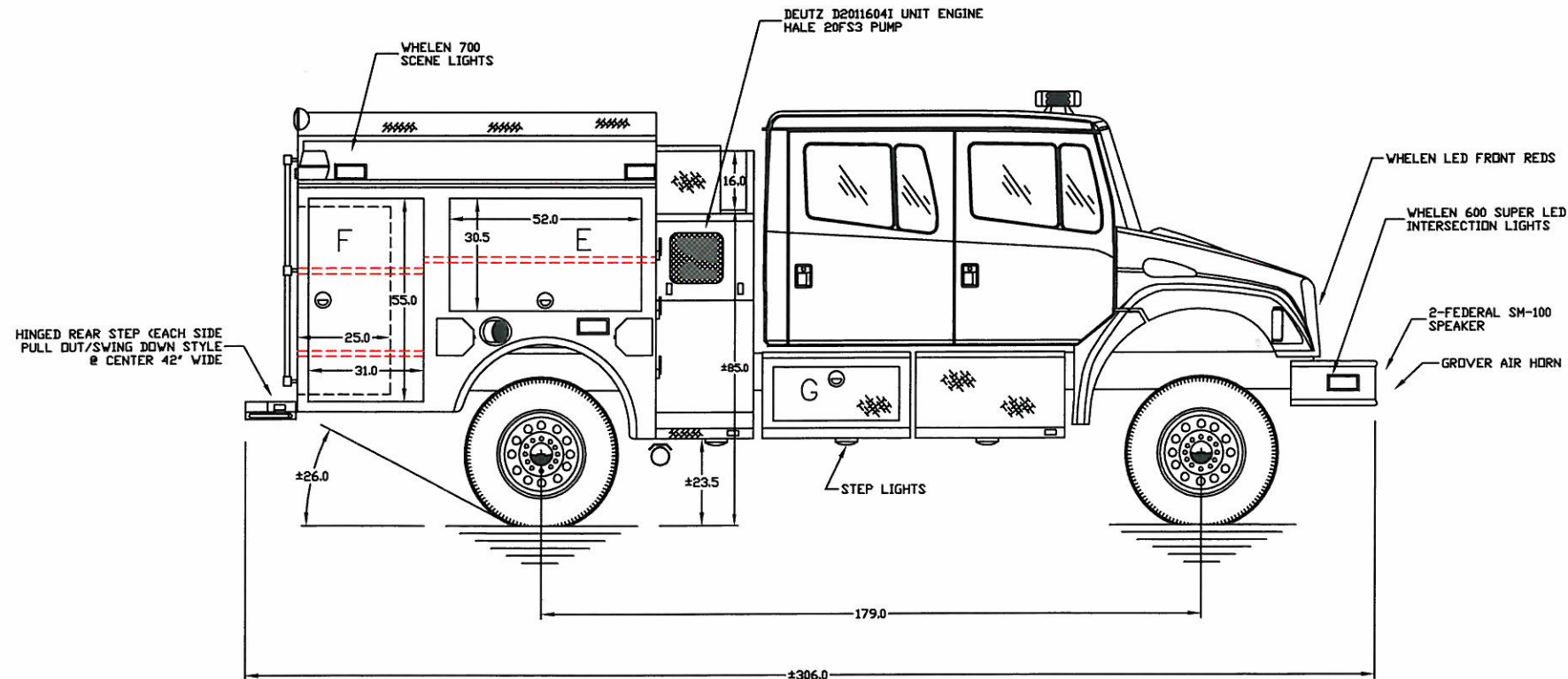


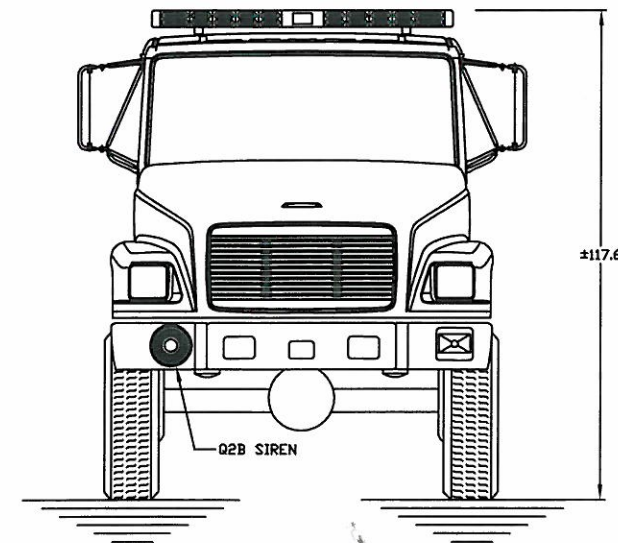
LEFT SIDE VIEW



REAR VIEW



RIGHT SIDE VIEW



FRONT VIEW

ADJUSTABLE SHELF LOCATION

SLIDE OUT TRAY LOCATION

ADJUSTABLE SLIDE OUT TRAY

COMPARTMENT DIMENSIONS

INSIDE	OPENING
A. 63"Wx35.5"Hx16"D	A. 52"Wx30.5"H
B. 34"Wx60"Hx16"D	B. 31"Wx55"H
C. 40"Wx19"Hx22"D	C. 34"Wx14.5"H
D. 66"Wx50.75"Hx25"D	D. 50"Wx44"H
E. 63"Wx35.5"Hx16"D	E. 52"Wx30.5"H
F. 34"Wx60"Hx16"D	F. 31"Wx55"H
G. 40"Wx19"Hx22"D	G. 34"Wx14.5"H

HI-TECH EMERGENCY VEHICLE SERVICE  
444 W. GREGER ST. OAKDALE, CA. 95361 (209)847-3042

LIBERTY F.D.

SCALE: DATE: 7-7-11 APPROVED BY: DRAWN BY: B RUTHMAN REVISED: 7-25-11

600 GAL. STEEL WATER TANK (EPOXY COATED)  
25 GAL. STAINLESS FOAM TANK

CAD PRODUCED DRAWING DRAWING NUMBER 1-B