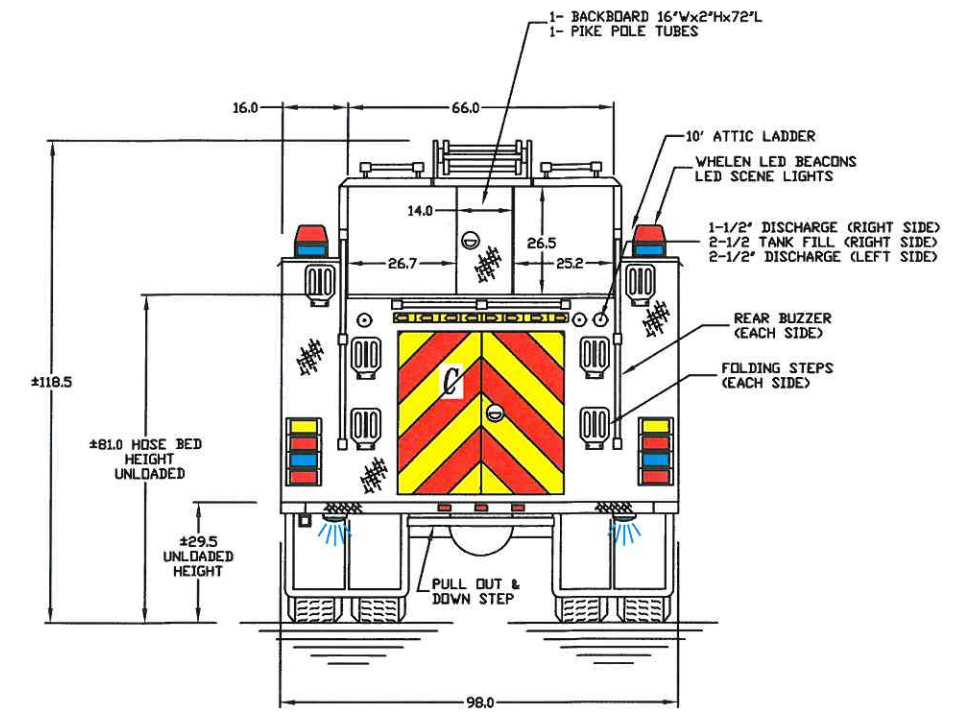
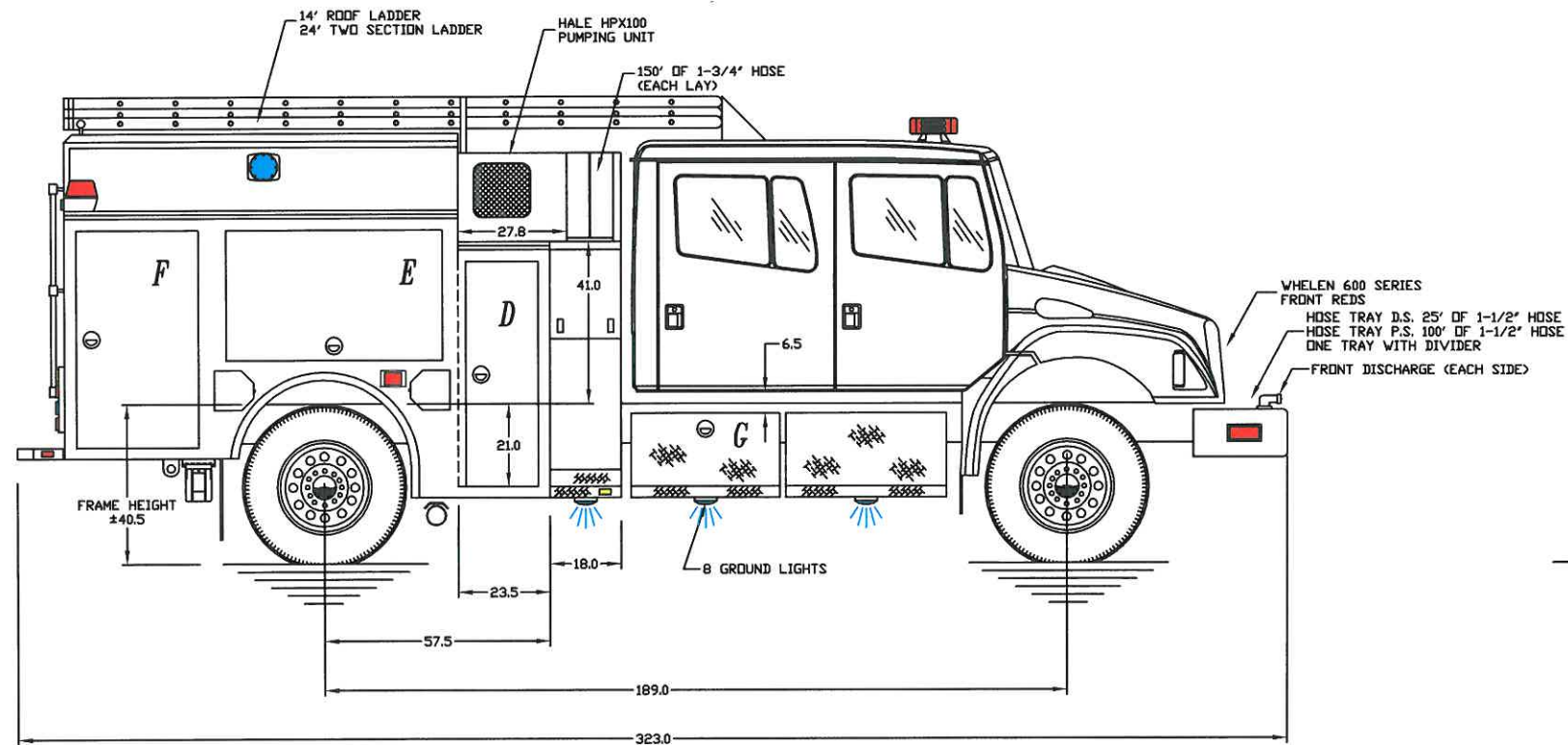


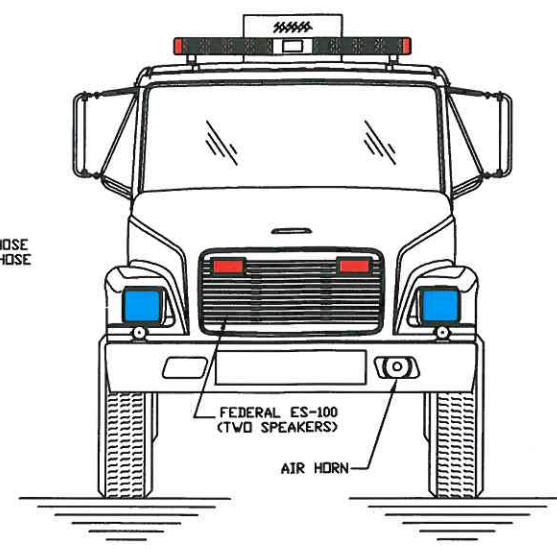
LEFT SIDE VIEW



REAR VIEW



RIGHT SIDE VIEW



FRONT VIEW

COMPARTMENT DIMENSIONS

INSIDE	OPENING
A. 66"Wx38"Hx16"D	A. 55"Wx33"H
B. 34"Wx60"Hx16/25"D	B. 31"Wx55"H
C. 48"Wx48"Hx25"D	C. 42"Wx40"H
D. 23.5"Wx62"Hx13"D	D. 18.5"Wx57"H
E. 66"Wx38"Hx16"D	E. 55"Wx33"H
F. 34"Wx60"Hx16/25"D	F. 31"Wx55"H
G. 40"Wx18.5"Hx20"D	G. 36"Wx14.5"H
H. 40"Wx18.5"Hx20"D	H. 36"Wx14.5"H

HI-TECH EMERGENCY VEHICLE SERVICE
 444 W. GREGER ST. OAKDALE, CA. 95361 (209)847-3042

ESPARTO F.P.D.

SCALE:	APPROVED BY:	DRAWN BY: B RUTHMAN
DATE: 12-6-12		REVISED: 11-11-13

500 GAL. POLY WATER TANK
 20 GAL. POLY FOAM TANK

CAD PRODUCED DRAWING DRAWING NUMBER 1-C